


BIG WHITE®

NEW ARRIVALS





WELL INFORMED


Stay up to date and always receive our current prices. Scan the QR code now and visit us at **slv.com** or one of our partner websites.

BIG WHITE[®]

NEW ARRIVALS





 48 V-SYSTEM
10







Light is versatile and influences every area of our life. The possibilities offered by SLV for making light a unique experience are just as versatile.

EXPERIENCE LIGHT.

48 V-SYSTEM	10
NUMINOS® PROJECTOR	28
OVAL	34
ASTO TUBE	36
SYNA GARDEN / PLANT	42
CONCRETO	44
TRUKKO	46
UNIVERSAL DOWNLIGHT	48
ACCESSORIES	52



48 V-SYSTEM

Maximum minimalism allows the new 48 V-SYSTEM to be optimally and flexibly integrated into modern interior design. Due to the secure installation on walls and ceilings, it enables special accents in the three-dimensional room design. The starting point for planning and selection is always the track in the three versions: recessed, surface mounted standard and surface mounted deep.



48 V TRACK SYSTEM, DALI

48 V DC

max. current: 16 A



Black



White

Material: Aluminium

Version		Prod. no.	Dimensions
1 m	Black, surface mounted standard	1006541	L: 100 cm, W: 2.62 cm, H: 2.26 cm
	White, surface mounted standard	1006542	
2 m	Black, surface mounted standard	1006543	L: 200 cm, W: 2.62 cm, H: 2.26 cm
	White, surface mounted standard	1006544	
3 m	Black, surface mounted standard	1006545	L: 300 cm, W: 2.62 cm, H: 2.26 cm
	White, surface mounted standard	1006546	
4 m	Black, surface mounted standard	1006547	L: 400 cm, W: 2.62 cm, H: 2.26 cm
	White, surface mounted standard	1006548	

Version		Prod. no.	Dimensions
1 m	Black, surface mounted deep	1006549	L: 100 cm, W: 2.62 cm, H: 4.72 cm
	White, surface mounted deep	1006550	
2 m	Black, surface mounted deep	1006551	L: 200 cm, W: 2.62 cm, H: 4.72 cm
	White, surface mounted deep	1006552	
3 m	Black, surface mounted deep	1006553	L: 300 cm, W: 2.62 cm, H: 4.72 cm
	White, surface mounted deep	1006554	
4 m	Black, surface mounted deep	1006555	L: 400 cm, W: 2.62 cm, H: 4.72 cm
	White, surface mounted deep	1006556	

Version		Prod. no.	Dimensions
1 m	Black, recessed	1006557	L: 100 cm, W: 7.4 cm, H: 4.7 cm
	White, recessed	1006558	
2 m	Black, recessed	1006559	L: 200 cm, W: 7.4 cm, H: 4.7 cm
	White, recessed	1006560	
3 m	Black, recessed	1006561	L: 300 cm, W: 7.4 cm, H: 4.7 cm
	White, recessed	1006562	
4 m	Black, recessed	1006563	L: 400 cm, W: 7.4 cm, H: 4.7 cm
	White, recessed	1006564	

fischer 

Including fischer
DUOPOWER dowel

+ 48 V MOUNTING TRACK STANDARD

Product		Prod. no.	Output	Dimensions
L-connector mechanical <i>Mounting track standard, left, ceiling Aluminium</i>	Black	1006575		L: 7.1 cm, W: 7.1 cm, H: 2.19 cm
	White	1006576		
L-connector mechanical <i>Mounting track standard, right, ceiling Aluminium</i>	Black	1006577		L: 7.1 cm, W: 7.1 cm, H: 2.19 cm
	White	1006578		
L-connector mechanical <i>Mounting track standard, wall / ceiling Aluminium</i>	Black	1006579		L: 8.4 cm, W: 2.62 cm, H: 8.4 cm
	White	1006580		
Joint connector <i>Recessed track Steel</i>	Grey	1006609		L: 5 cm, W: 1.32 cm, H: 0.25 cm
End cap <i>Mounting track standard Polycarbonate (PC)</i>	Black	1006593		L: 2.6 cm, W: 0.2 cm, H: 2.2 cm
	White	1006594		
Track cover <i>Mounting rail standard 2m 20 mm, aluminium / polycarbonate (PC)</i>	Black	1006611		L: 200 cm, W: 2 cm, H: 0.6 cm
	White	1006612		

+ 48 V MOUNTING TRACK DEEP

Product		Prod. no.	Output	Dimensions
L-connector mechanical <i>Mounting track deep, left, ceiling Aluminium</i>	Black	1006581		L: 7.1 cm, W: 7.1 cm, H: 4.7 cm
	White	1006582		
L-connector mechanical <i>Mounting track deep, right, ceiling Aluminium</i>	Black	1006583		L: 7.1 cm, W: 7.1 cm, H: 4.7 cm
	White	1006584		
L-connector mechanical <i>Mounting track deep, right, wall / ceiling Aluminium</i>	Black	1006585		L: 8.4 cm, W: 8.4 cm, H: 4.7 cm
	White	1006586		
Joint connector <i>Mounting track Steel</i>	Grey	1006609		L: 5 cm, W: 1.32 cm, H: 0.25 cm
End cap <i>Mounting track deep Polycarbonate (PC)</i>	Black	1006595		L: 2.6 cm, W: 0.2 cm, H: 4.7 cm
	White	1006596		
Track cover <i>Mounting track deep and recessed track 2m 26 mm, IP20, polycarbonate (PC)</i>	Black	1007188		L: 200 cm, W: 2.6 cm, H: 6 cm
	White	1007189		

+ 48 V RECESSED TRACK

Product		Prod. no.	Output	Dimensions
L-connector mechanical <i>Recessed track, left, ceiling Aluminium</i>	Black	1006587		L: 9.5 cm, W: 9.5 cm, H: 4.69 cm
	White	1006588		
L-connector mechanical <i>Recessed track, right, ceiling Aluminium</i>	Black	1006589		L: 9.5 cm, W: 9.5 cm, H: 4.69 cm
	White	1006590		
L-connector mechanical <i>Recessed track, right, wall / ceiling Aluminium</i>	Black	1006591		L: 8.1 cm, W: 7.4 cm, H: 8.1 cm
	White	1006592		
End cap <i>Recessed track Polycarbonate (PC)</i>	Black	1006597		L: 3.4 cm, W: 0.2 cm, H: 4.7 cm
	White	1006598		
Joint connector <i>Recessed track Steel</i>	Grey	1006610		L: 6.3 cm, W: 0.76 cm, H: 0.25 cm
Track cover <i>Recessed track and recessed track 2m 26 mm, IP20, polycarbonate (PC)</i>	Black	1007188		L: 200 cm, W: 2.6 cm, H: 6 cm
	White	1007189		

+ ALL 48 V TRACKS


Product		Prod. no.	Output	Dimensions
Longitudinal connector electrical DALI Polycarbonate (PC)	Black	1006569	max. 16 A	L: 14.4 cm, W: 1.6 cm, H: 1.9 cm
	White	1006570		
L-connector electric DALI Polycarbonate (PC)	Black	1006571	max. 16 A	L: 11.4 cm, W: 11.4 cm, H: 1.9 cm
	White	1006572		
Flexible connector electric DALI Polycarbonate (PC)	Black	1006573	max. 16 A	L: 23 cm, W: 1.6 cm, H: 1.9 cm
	White	1006574		
End feed DALI, left Polycarbonate (PC)	Black	1006565	max. 16 A	L: 9.7 cm, W: 1.6 cm, H: 1.9 cm
	White	1006566		
End feed DALI, right Polycarbonate (PC)	Black	1006567	max. 16 A	L: 9.7 cm, W: 1.6 cm, H: 1.9 cm
	White	1006568		
Joint connector with suspension set, 1 m rod Steel	Black	1006601		L: 12 cm, W: 2.7 cm
	White	1006602		
Joint connector with suspension set, 3 m wire rope Steel	Black	1006603		L: 12 cm, W: 2.7 cm
	White	1006604		
Pendant suspension 1 m rod Steel	Black	1006605		W: 2.9 cm
	White	1006606		
Pendant suspension 3 m wire rope Steel	Black	1006607		W: 2.9 cm
	White	1006608		
Mounting bracket Aluminium	Black	1006599		L: 3 cm, H: 10.5 cm
	White	1006600		
Power adapter housing incl. end feed DALI left, polycarbonate (PC)	Black	1007083		L: 23.3 cm, W: 10.1 cm, H: 4.1 cm
	White	1007084		
Power adapter housing incl. end feed DALI, IP20 right, polycarbonate (PC)	Black	1007137		L: 23.3 cm, W: 10.1 cm, H: 4.1 cm
	White	1007138		
Power adapter Polycarbonate (PC)	White	1006613	48 V 60 W	L: 18 cm, W: 4.5 cm, H: 2.7 cm
Power adapter Metal	Black	1006614	48 V 150 W	L: 19.05 cm, W: 8.8 cm, H: 3.55 cm

PLANNING TOOL

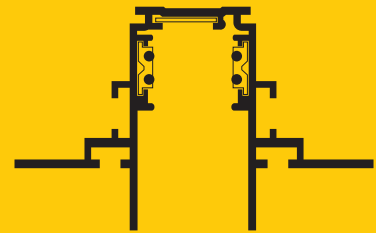
MOUNTING TRACK STANDARD



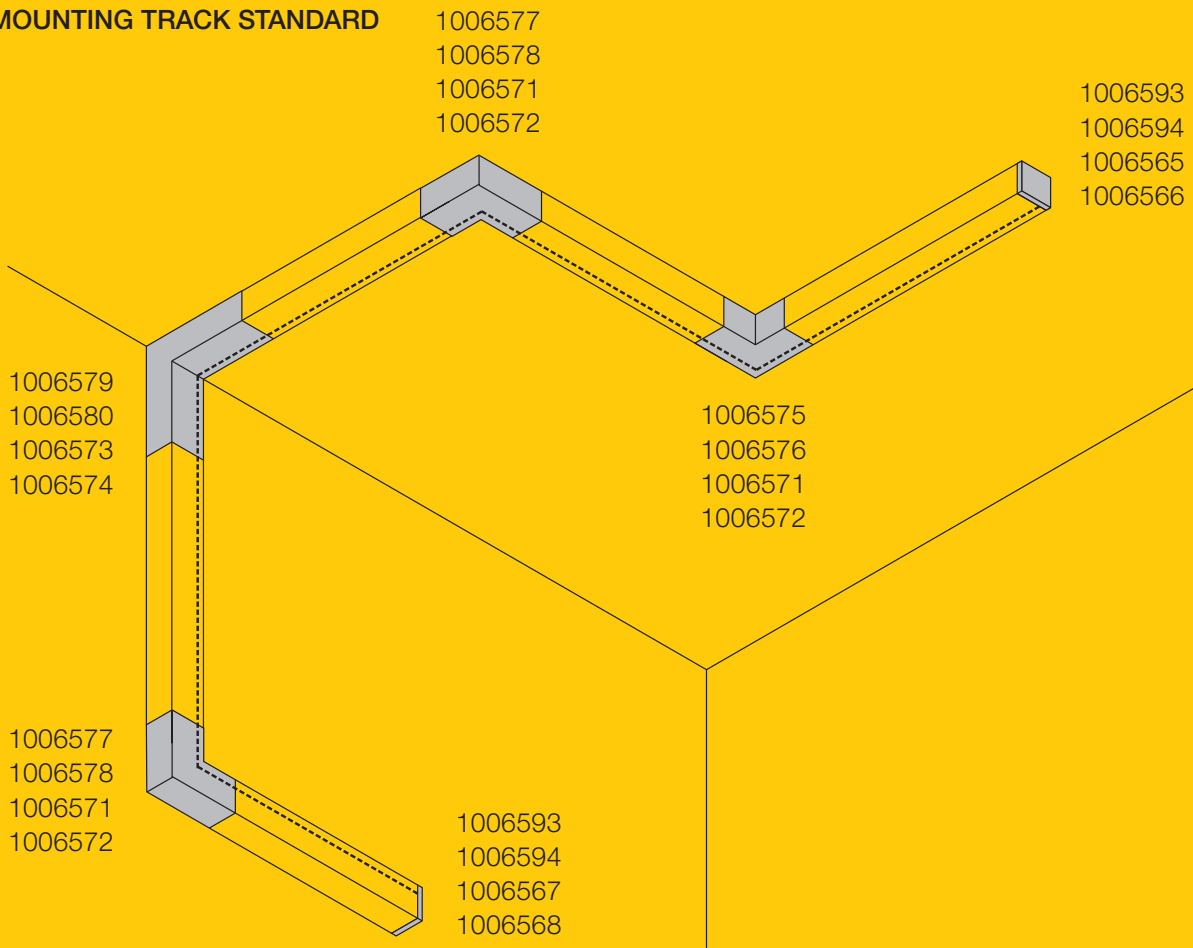
MOUNTING TRACK DEEP



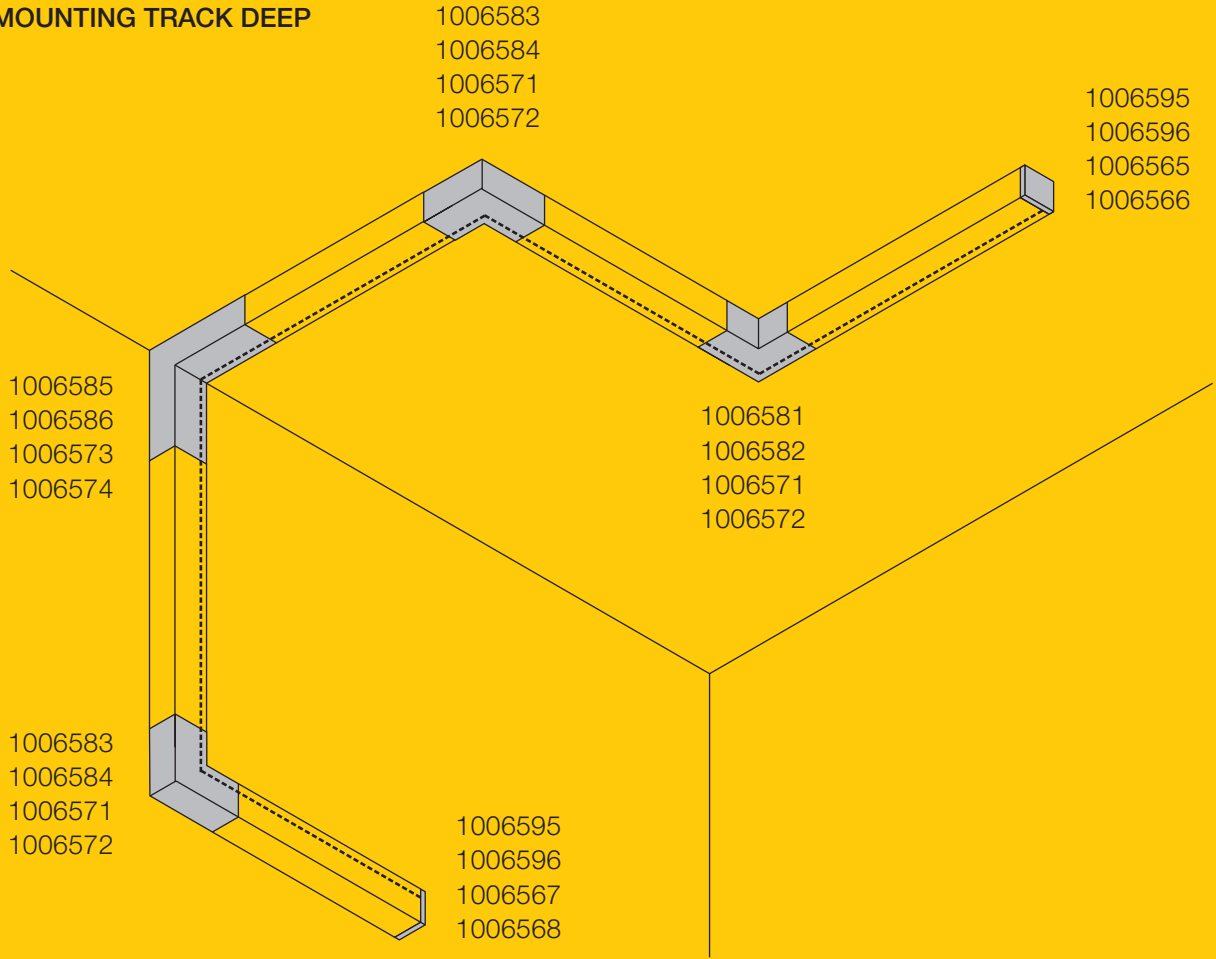
RECESSED TRACK



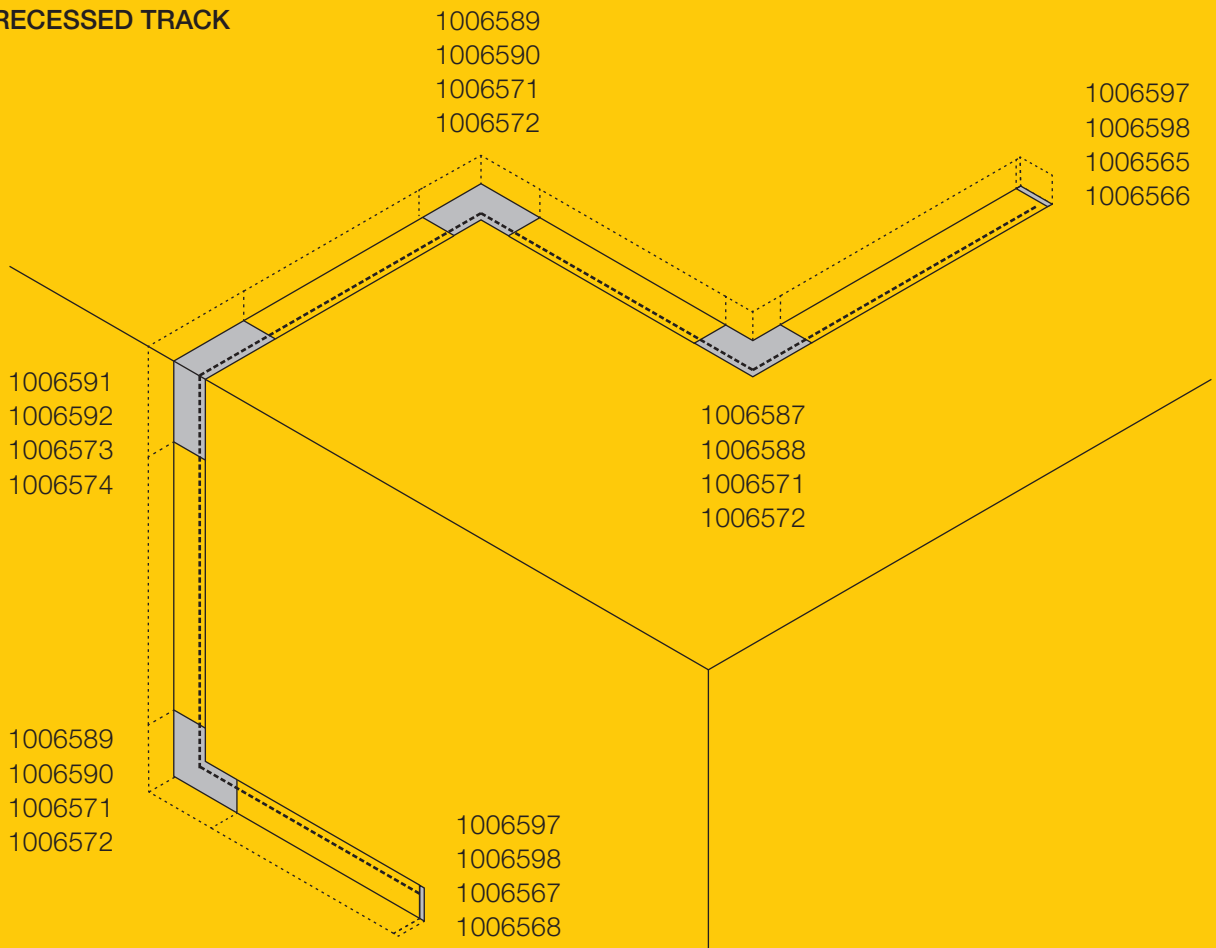
48 V MOUNTING TRACK STANDARD



48 V MOUNTING TRACK DEEP



48 V RECESSED TRACK











48 V-SYSTEM | NUMINOS®

The integration of NUMINOS® light into the 48 V-SYSTEM offers the advantage of optimal combinability with other lights from the family. The uniform lighting quality and selection from a wide variety of versions offers more room for ideas: luminous flux, light colour and half-diffusion angle of the DALI-compatible spots and pendant lights can be selected as required by the project. With their clear design language, they blend into any design ambience.



NUMINOS® XS

48 V | 200 mA
Total wattage: 8.7 W

NUMINOS® S


48 V | 350 mA
Total wattage: 16 W

- Black
- White
- Black / White
- White / Black
- Black / Chrome
- White / Chrome

Material: Aluminium



Product		Prod. no.
Diffuser NUMINOS® XS	Elipse	1005612
	Prism	1005613
	Frosted	1005614
	Honeycomb	1005615
Diffuser NUMINOS® S	Elipse	1004786
	Prism	1004787
	Frosted	1004788
	Honeycomb	1004789



In the deep versions of the 48 V track, the adapter completely disappears visually.

XS NUMINOS® SPOT XS
 Ø 5 cm; L: 8 cm, H: 8 cm

S NUMINOS® SPOT S
 Ø 6 cm; L: 12.5 cm, H: 9 cm

●	1006651	1006705	48 V 200 mA Total wattage: 8.7 W	48 V 350 mA Total wattage: 16 W	2700 K	640 lm	1000 lm	20°	UGR16	UGR19
	1006654	1006708				620 lm	970 lm	40°	UGR22	UGR16
	1006657	1006711				640 lm	960 lm	55°	UGR25	UGR19
	1006669	1006723			3000 K	700 lm	1060 lm	20°	UGR16	UGR19
	1006672	1006726				670 lm	1030 lm	40°	UGR22	UGR19
	1006675	1006729				690 lm	1030 lm	55°	UGR25	UGR22
●◐	1006652	1006706	48 V 200 mA Total wattage: 8.7 W	48 V 350 mA Total wattage: 16 W	2700 K	670 lm	1020 lm	20°	UGR16	UGR19
	1006655	1006709				650 lm	1050 lm	40°	UGR22	UGR16
	1006658	1006712				670 lm	1030 lm	55°	UGR25	UGR19
	1006670	1006724			3000 K	730 lm	1120 lm	20°	UGR16	UGR19
	1006673	1006727				700 lm	1120 lm	40°	UGR22	UGR19
	1006676	1006730				720 lm	1120 lm	55°	UGR25	UGR22
●◑	1006653	1006707	48 V 200 mA Total wattage: 8.7 W	48 V 350 mA Total wattage: 16 W	2700 K	670 lm	960 lm	20°	UGR16	UGR19
	1006656	1006710				650 lm	1000 lm	40°	UGR22	UGR16
	1006659	1006713				670 lm	980 lm	55°	UGR25	UGR19
	1006671	1006725			3000 K	730 lm	1050 lm	20°	UGR16	UGR19
	1006674	1006728				700 lm	1050 lm	40°	UGR22	UGR19
	1006677	1006731				720 lm	1050 lm	55°	UGR25	UGR22
○	1006661	1006715	48 V 200 mA Total wattage: 8.7 W	48 V 350 mA Total wattage: 16 W	2700 K	670 lm	1020 lm	20°	UGR16	UGR19
	1006664	1006718				650 lm	1050 lm	40°	UGR22	UGR16
	1006667	1006721				670 lm	1030 lm	55°	UGR25	UGR19
	1006679	1006733			3000 K	730 lm	1120 lm	20°	UGR16	UGR19
	1006682	1006736				700 lm	1120 lm	40°	UGR22	UGR19
	1006685	1006739				720 lm	1120 lm	55°	UGR25	UGR22
◐	1006660	1006714	48 V 200 mA Total wattage: 8.7 W	48 V 350 mA Total wattage: 16 W	2700 K	640 lm	1000 lm	20°	UGR16	UGR19
	1006663	1006717				620 lm	970 lm	40°	UGR22	UGR16
	1006666	1006720				640 lm	960 lm	55°	UGR25	UGR19
	1006678	1006732			3000 K	700 lm	1060 lm	20°	UGR16	UGR19
	1006681	1006735				670 lm	1030 lm	40°	UGR22	UGR19
	1006684	1006738				690 lm	1030 lm	55°	UGR25	UGR22
◑	1006662	1006716	48 V 200 mA Total wattage: 8.7 W	48 V 350 mA Total wattage: 16 W	2700 K	670 lm	960 lm	20°	UGR16	UGR19
	1006665	1006719				650 lm	1000 lm	40°	UGR22	UGR16
	1006668	1006722				670 lm	980 lm	55°	UGR25	UGR19
	1006680	1006734			3000 K	730 lm	1050 lm	20°	UGR16	UGR19
	1006683	1006737				700 lm	1050 lm	40°	UGR22	UGR19
	1006686	1006740				720 lm	1050 lm	55°	UGR25	UGR22

These lights are also available as 4000 K versions on request (except XS). Please note the different delivery times and minimum order quantities.

NUMINOS® PENDANT LIGHT | 48 V

XS NUMINOS® PENDANT LIGHT XS

Ø 5 cm; L: 8 cm
Suspension height 150 cm

S NUMINOS® PENDANT LIGHT S

Ø 6 cm; L: 12.5 cm
Suspension height 150 cm


Light Type	Product Code 1	Product Code 2	Specifications	Color Temperature	Beam Diameter (cm)	Beam Length (cm)	Beam Angle (°)	UGR	UGR
●	1006759	1006813	48 V 200 mA Total wattage: 8.7 W	2700 K	460	1000	20°	UGR16	UGR19
	1006762	1006816					40°	UGR22	UGR16
	1006765	1006819					55°	UGR25	UGR22
	1006777	1006831					20°	UGR16	UGR19
	1006780	1006834					40°	UGR22	UGR19
	1006783	1006837					55°	UGR25	UGR22
●○	1006760	1006814	48 V 200 mA Total wattage: 8.7 W	2700 K	670	1020	20°	UGR16	UGR19
	1006763	1006817					40°	UGR22	UGR16
	1006766	1006820					55°	UGR25	UGR22
	1006778	1006832					20°	UGR16	UGR19
	1006781	1006835					40°	UGR22	UGR19
	1006784	1006838					55°	UGR25	UGR22
●○	1006761	1006815	48 V 200 mA Total wattage: 8.7 W	2700 K	670	960	20°	UGR16	UGR19
	1006764	1006818					40°	UGR22	UGR16
	1006767	1006821					55°	UGR25	UGR22
	1006779	1006833					20°	UGR16	UGR19
	1006782	1006836					40°	UGR22	UGR19
	1006785	1006839					55°	UGR25	UGR22
○	1006769	1006823	48 V 200 mA Total wattage: 8.7 W	2700 K	670	1020	20°	UGR16	UGR19
	1006772	1006826					40°	UGR22	UGR16
	1006775	1006829					55°	UGR25	UGR22
	1006787	1006841					20°	UGR16	UGR19
	1006790	1006844					40°	UGR22	UGR19
	1006793	1006847					55°	UGR25	UGR22
○	1006771	1006822	48 V 200 mA Total wattage: 8.7 W	2700 K	620	1000	20°	UGR16	UGR19
	1006768	1006825					40°	UGR22	UGR16
	1006774	1006828					55°	UGR25	UGR22
	1006786	1006840					20°	UGR16	UGR19
	1006789	1006843					40°	UGR22	UGR19
	1006792	1006846					55°	UGR25	UGR22
○	1006770	1006824	48 V 200 mA Total wattage: 8.7 W	2700 K	670	960	20°	UGR16	UGR19
	1006773	1006827					40°	UGR22	UGR16
	1006776	1006830					55°	UGR25	UGR22
	1006788	1006842					20°	UGR16	UGR19
	1006791	1006845					40°	UGR22	UGR19
	1006794	1006848					55°	UGR25	UGR22

These lights are also available as 4000 K versions on request (except XS). Please note the different delivery times and minimum order quantities.

48 V-SYSTEM | IN-LINE

The IN-LINE linear lights form a unit in the 48 V-SYSTEM that brings out only the best: High-quality light in various lumen intensities, lengths and colour temperatures. To integrate basic lighting into modern interior design, there is a choice between rigid and pivoting versions and opal optics, or darklight reflectors that provide perfect glare control and create a pleasant room atmosphere.





Darklight Reflector
versions with UGR 16



IN-LINE 22

48 V | 350 mA
Total wattage: 7.3 W

IN-LINE 44

48 V | 350 mA
Total wattage: 14 W

IN-LINE 22 + 44 Darklight Reflector

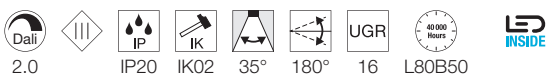
● Black ○ White

Material: Aluminium / Polycarbonate (PC)

Version	Prod. no.	Lumen	Kelvin	CRI	Dimensions
22	Black	1006615	Down: 540 lm	90	L: 22 cm, W: 2.2 cm, H: 2.5 cm
	White	1006616			
	Black	1006617	Down: 570 lm		
	White	1006618			
22	Black, Darklight Reflector	1006627	Down: 580 lm	90	L: 22 cm, W: 2.2 cm, H: 2.5 cm
	White, Darklight Reflector	1006628			
	Black, Darklight Reflector	1006629	Down: 610 lm		
	White, Darklight Reflector	1006630			
44	Black	1006621	Down: 1140 lm	90	L: 43.5 cm, W: 2.2 cm, H: 2.5 cm
	White	1006622			
	Black	1006623	Down: 1180 lm		
	White	1006624			
44	Black, Darklight Reflector	1006633	Down: 1180 lm	90	L: 43.5 cm, W: 2.2 cm, H: 2.5 cm
	White, Darklight Reflector	1006634			
	Black, Darklight Reflector	1006635	Down: 1230 lm		
	White, Darklight Reflector	1006636			

These lights are also available as 4000 K versions on request. Please note the different delivery times and minimum order quantities.





IN-LINE 24 MOVE

48 V | 350 mA
Total wattage: 7.3 W

IN-LINE 46 MOVE

48 V | 350 mA
Total wattage: 14 W

● Black ○ White

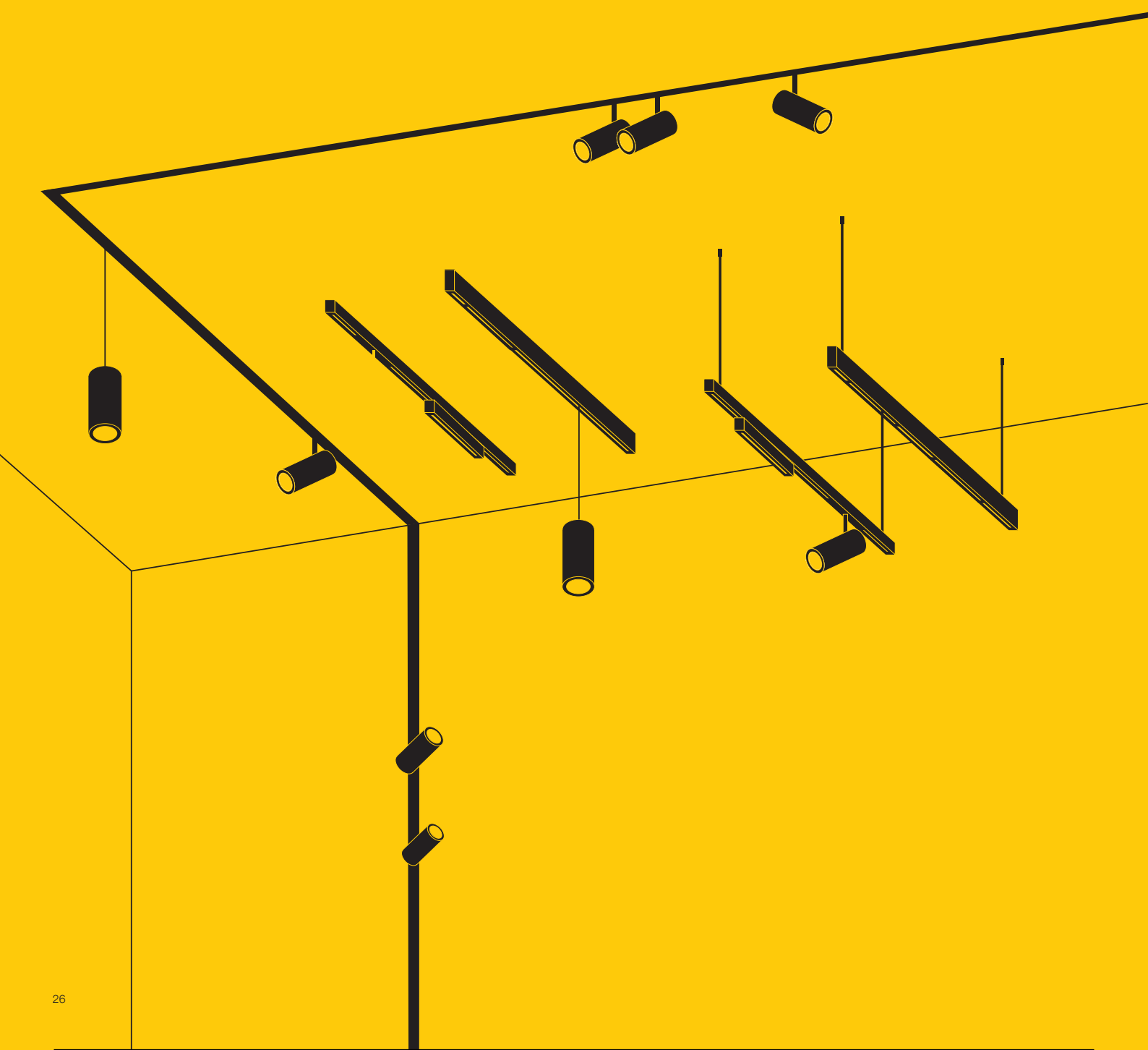
Material: Aluminium / Polycarbonate (PC)

Version	Prod. no.	Lumen	Kelvin	CRI	Dimensions
24 Move	Black, Darklight Reflector	1006639	Down: 580 lm	90	L: 24 cm, W: 2.2 cm, H: 5.7 cm
	White, Darklight Reflector	1006640			
	Black, Darklight Reflector	1006641	Down: 610 lm		
	White, Darklight Reflector	1006642			
46 Move	Black, Darklight Reflector	1006645	Down: 1180 lm	90	L: 45.5 cm, W: 2.2 cm, H: 2.5 cm
	White, Darklight Reflector	1006646			
	Black, Darklight Reflector	1006647	Down: 1230 lm		
	White, Darklight Reflector	1006648			

These lights are also available as 4000 K versions on request. Please note the different delivery times and minimum order quantities.

CONFIGURE YOUR 48 V-SYSTEM

Select your track version in the appropriate length, desired colour and preferred installation method. Choose the recessed version or one of the two surface-mounted versions. With the NUMINOS® and IN-LINE lights specially designed for the SLV 48 V-SYSTEM, they are particularly flexible and perfectly set the scene for their surroundings.

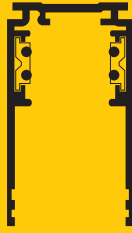


CHOOSE YOUR TRACK

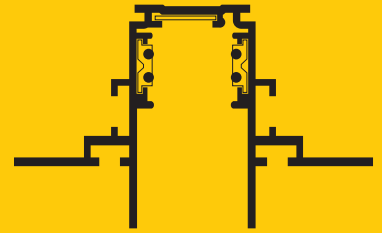
MOUNTING TRACK STANDARD



MOUNTING TRACK DEEP



RECESSED TRACK



CHOOSE YOUR PREFERRED INSTALLATION

SURFACE MOUNTED

RECESSED



Ceiling



Wall



Pendant



Ceiling



Wall



CHOOSE YOUR LIGHTS

NUMINOS®
SPOT AND PENDANT LIGHT

IN-LINE, IN-LINE DARKLIGHT REFLECTOR
AND IN-LINE MOVE



CHOOSE YOUR ACCESSORIES

VARIOUS CONNECTORS, COVERS, SUSPENSIONS,
POWER ADAPTERS, ETC.

NUMINOS® PROJECTOR

The multi-talent NUMINOS® PROJECTOR cuts a fine figure in any environment and shows its merits. Thanks to the large rotation and pivot range, the light is suitable for both accent lighting and basic lighting, and provides high-quality light in your rooms. Total wattages, colour temperatures and half-diffusion angles can be individually selected.



Expansion of the
NUMINOS® Series
in sizes XS-L





NUMINOS® PROJECTOR XS

220-240 V ~50/60 Hz | 200 mA
Power consumption: 7 W

NUMINOS® PROJECTOR M

220-240 V ~50/60 Hz | 500 mA
Power consumption: 17.5 W

NUMINOS® PROJECTOR S

220-240 V ~50/60 Hz | 250 mA
Power consumption: 8.6 W

NUMINOS® PROJECTOR L

220-240 V ~50/60 Hz | 700 mA
Power consumption: 25.4 W

- Black
- Black / White
- Black / Chrome
- White
- White / Black
- White / Chrome

Material: Aluminium



Product		Prod. no.
Diffuser <i>NUMINOS® XS</i>	Elipse	1005612
	Prism	1005613
	Frosted	1005614
	Honeycomb	1005615
Diffuser <i>NUMINOS® S</i>	Elipse	1004786
	Prism	1004787
	Frosted	1004788
	Honeycomb	1004789
Diffuser <i>NUMINOS® M</i>	Elipse	1004790
	Prism	1004791
	Frosted	1004792
	Honeycomb	1004793
Diffuser <i>NUMINOS® L</i>	Elipse	1004794
	Prism	1004795
	Frosted	1004796
	Honeycomb	1004797

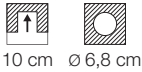


The application of the NUMINOS® PROJECTOR is individually selectable

NUMINOS® PROJECTOR DL MOVE

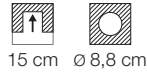
XS NUMINOS® PROJECTOR XS

Ø 4.9 cm; L: 8 cm



S NUMINOS® PROJECTOR S

Ø 6 cm; L: 12.5 cm



Beam Spread	Product Code 1	Product Code 2	Power / Current	Temp. (K)	Beam Spread	Beam Spread	Beam Spread	Beam Spread	Beam Spread
●	1006867	1006921	220-240 V ~50/60 Hz 200 mA Total wattage: 7 W	2700 K	640 lm	670 lm	20°	UGR16	UGR19
	1006870	1006924			620 lm	670 lm	40°	UGR22	UGR19
	1006873	1006927			640 lm	670 lm	55°	UGR25	UGR22
	1006885	1006939		3000 K	700 lm	690 lm	20°	UGR16	UGR19
	1006888	1006942			670 lm	690 lm	40°	UGR22	UGR19
	1006891	1006945			690 lm	690 lm	55°	UGR25	UGR22
●○	1006868	1006922	220-240 V ~50/60 Hz 200 mA Total wattage: 7 W	2700 K	670 lm	720 lm	20°	UGR16	UGR19
	1006871	1006925			650 lm	720 lm	40°	UGR22	UGR19
	1006874	1006928			670 lm	720 lm	55°	UGR25	UGR22
	1006886	1006940		3000 K	730 lm	730 lm	20°	UGR16	UGR19
	1006889	1006943			700 lm	730 lm	40°	UGR22	UGR19
	1006892	1006946			720 lm	730 lm	55°	UGR25	UGR22
●○●	1006869	1006923	220-240 V ~50/60 Hz 200 mA Total wattage: 7 W	2700 K	670 lm	690 lm	20°	UGR16	UGR19
	1006872	1006926			650 lm	690 lm	40°	UGR22	UGR19
	1006875	1006929			670 lm	690 lm	55°	UGR25	UGR22
	1006887	1006941		3000 K	730 lm	700 lm	20°	UGR16	UGR19
	1006890	1006944			700 lm	700 lm	40°	UGR22	UGR19
	1006893	1006947			720 lm	700 lm	55°	UGR25	UGR22
○	1006877	1006931	220-240 V ~50/60 Hz 200 mA Total wattage: 7 W	2700 K	670 lm	720 lm	20°	UGR16	UGR19
	1006880	1006934			650 lm	720 lm	40°	UGR22	UGR19
	1006883	1006937			670 lm	720 lm	55°	UGR25	UGR22
	1006895	1006949		3000 K	730 lm	730 lm	20°	UGR16	UGR19
	1006898	1006952			700 lm	730 lm	40°	UGR22	UGR19
	1006901	1006955			720 lm	730 lm	55°	UGR25	UGR22
●○●	1006876	1006930	220-240 V ~50/60 Hz 200 mA Total wattage: 7 W	2700 K	640 lm	670 lm	20°	UGR16	UGR19
	1006879	1006933			620 lm	670 lm	40°	UGR22	UGR19
	1006882	1006936			640 lm	670 lm	55°	UGR25	UGR22
	1006894	1006948		3000 K	700 lm	690 lm	20°	UGR16	UGR19
	1006897	1006951			670 lm	690 lm	40°	UGR22	UGR19
	1006900	1006954			690 lm	690 lm	55°	UGR25	UGR22
●○●○	1006878	1006932	220-240 V ~50/60 Hz 200 mA Total wattage: 7 W	2700 K	670 lm	690 lm	20°	UGR16	UGR19
	1006881	1006935			650 lm	690 lm	40°	UGR22	UGR19
	1006884	1006938			670 lm	690 lm	55°	UGR25	UGR22
	1006896	1006950		3000 K	730 lm	700 lm	20°	UGR16	UGR19
	1006899	1006953			700 lm	700 lm	40°	UGR22	UGR19
	1006902	1006956			720 lm	700 lm	55°	UGR25	UGR22

These lights are also available as 4000 K versions on request (except XS). Please note the different delivery times and minimum order quantities.


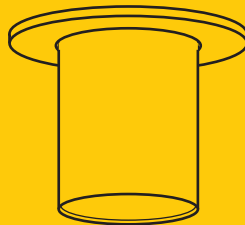
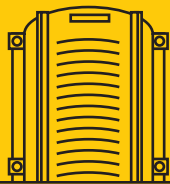
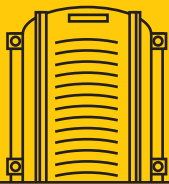


Product	Prod. no.	Output from / to	Dimmable	IP	Dimensions
LED driver <i>200 mA, 10 W QC</i>	White 1005610	5.8 W / 8.4 W	-	20	L: 6.5 cm, W: 3.9 cm, H: 3.5 cm
LED driver <i>200 mA, 10 W, PHASE QC</i>	White 1005609	6 W / 8.4 W	PHASE C		L: 8.5 cm, W: 4.1 cm, H: 3 cm
LED driver <i>200 mA, 10 W, DALI QC</i>	White 1005611	3.8 W / 13.5 W	DALI		L: 18 cm, W: 4.5 cm, H: 3 cm
LED driver <i>200 mA, 12 W, DALI + RF Interface QC</i>	White 1006457	1.5 W / 12 W	DALI + RF		L: 14.2 cm, W: 4.4 cm, H: 3 cm
LED driver <i>250 mA, 10 W</i>	White 1004058	6.5 W / 10 W	-		L: 6.5 cm, W: 3.9 cm, H: 2 cm
LED driver <i>250 mA, 10 W, PHASE</i>	White 1004055	7.5 W / 10 W	PHASE C		L: 8.5 cm, W: 3.9 cm, H: 3 cm
LED driver <i>250 mA, 20 W, DALI</i>	White 1004067	1.5 W / 15 W	DALI		L: 15 cm, W: 5.2 cm, H: 2.8 cm
LED driver <i>250 mA, 12 W, DALI + RF Interface QC</i>	White 1006458	1.5 W / 12 W	DALI + RF		L: 14.2 cm, W: 4.4 cm, H: 3 cm

NUMINOS® PROJECTOR

Choose your NUMINOS® PROJECTOR:

You can choose from six colour versions, four housing sizes with different total wattages, two light colours and three half-diffusion angles of 20°, 44° and 55°.




NUMINOS® is a perfectly coordinated lighting system that harmonises function, design and technology. For planners and doers. For every need. For maximum variety with minimum effort.



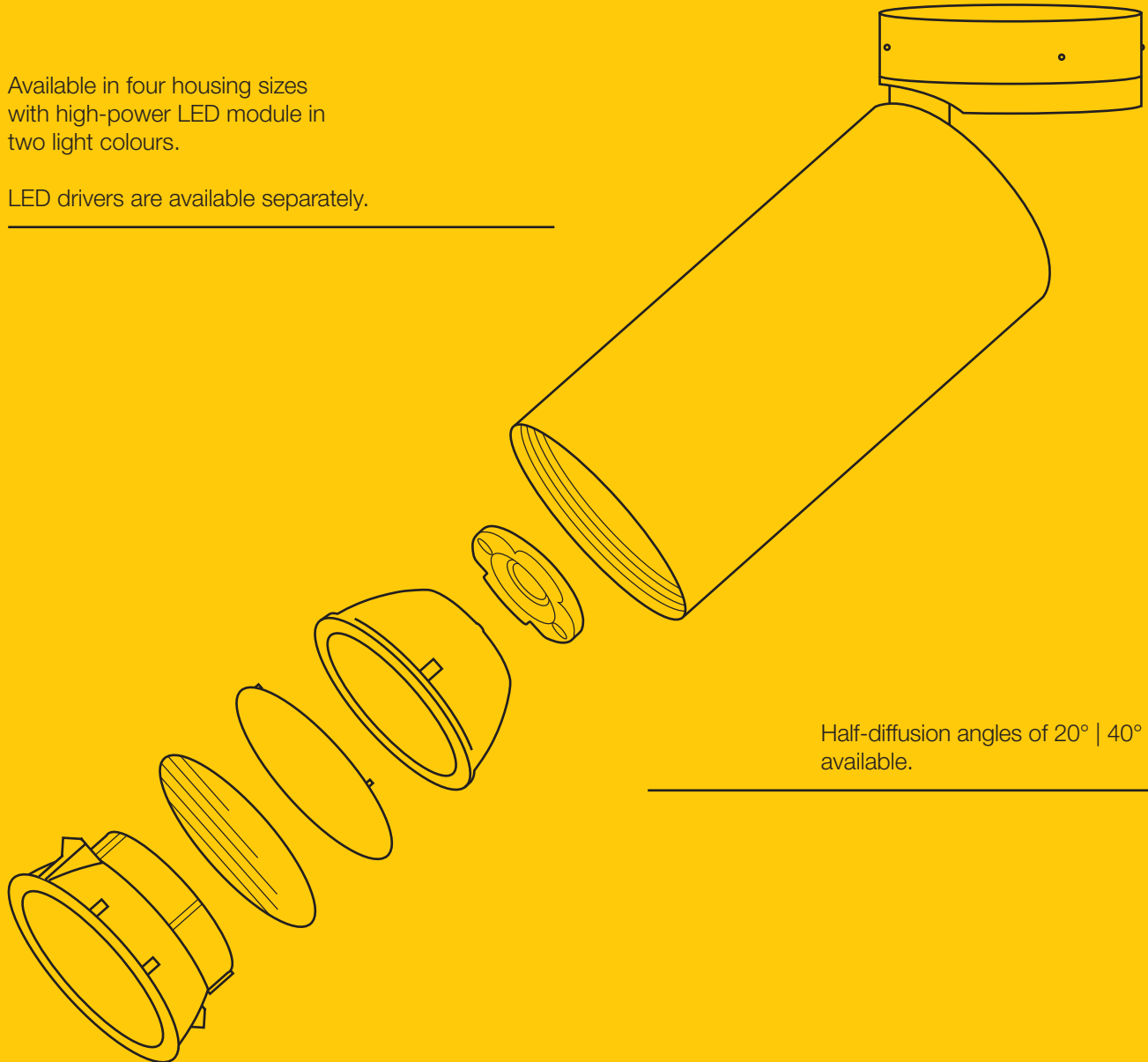
Discover the variety of
NUMINOS® Series on
slv.com

The new NUMINOS® PROJECTOR with a very high rotation and pivot range is a good complement to the NUMINOS® downlights, which have the same decorative and visual possibilities



Available in four housing sizes with high-power LED module in two light colours.

LED drivers are available separately.



Half-diffusion angles of 20° | 40° | 55° available.



OVAL

Flat design, oval shape, two-lamp lighting: OVAL illuminates walls so indirectly that an exciting ambience is created. The appropriate light colour temperature, which can be set between warm white 2700 K or 3000 K via CCT switch, ensures comfort.



OVAL 14

220-240 V ~50/60 Hz | 145 mA
Total wattage: 5.7 W

OVAL 18

220-240 V ~50/60 Hz | 275 mA
Total wattage: 9.3 W

● Black ○ White

Material: Aluminium / Polycarbonate (PC)

Version	Prod. no.	Lumen	Kelvin	CRI	Dimensions
WL 14	Black	Up / Down: 280 / 280 lm	2700 / 3000 K	80	L: 13.5 cm, W: 3.1 cm, H: 9 cm
	White				
WL 18	Black	Up / Down: 430 / 430 lm	2700 / 3000 K	80	L: 17.5 cm, W: 3.1 cm, H: 9 cm
	White				

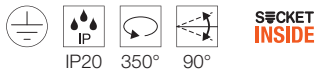
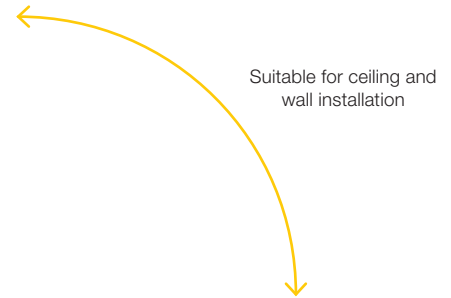


ASTO TUBE

Simply elegant: Available in one to four head options, these lights are particularly variable in use. With additionally available decorative reflectors in different colours and freely selectable light sources, the ASTO TUBE can be individually adapted to the surroundings and room design.

fischer 

Including fischer
DUOPOWER dowel



ASTO TUBE CW

220-240 V ~50/60 Hz

● Black ○ White

Material: Aluminium

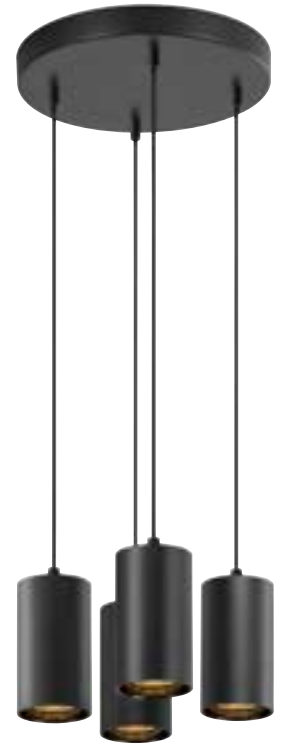


Version	Prod. no.	Base	Watt	Dimensions
CW Black, single	1006423	1 x GU10	max. 10 W	Ø 7 cm; L: 12.5 cm, H: 13 cm Ceiling rosette: Ø 10 cm, H: 3 cm
CW White, single	1006424			
CW Black, double	1006425	2 x GU10	max. 10 W	Ø 7 cm; L: 12.5 cm, H: 13 cm Ceiling rosette: L: 25 cm, W: 10 cm, H: 3
CW White, double	1006426			
CW Black, triple	1006427	3 x GU10	max. 10 W	Ø 7 cm; L: 12.5 cm, H: 13 cm Ceiling rosette: L: 35 cm, W: 10 cm, H: 3
CW White, triple	1006428			
CW Black, quadruple	1006429	4 x GU10	max. 10 W	Ø 7 cm; L: 12.5 cm, H: 13 cm Ceiling rosette: Ø 25 cm, H: 3 cm
CW White, quadruple	1006430			



Product	Prod. no.	
Decorative reflector	Chrome	1006449
	Gold	1006450
	Copper	1006451
	Black / Chrome	1007190

LED GU10 51 mm | 6 W | 38° 1005076 2700 K | 450 lm | EEK=F
6 kWh/1000 h





ASTO TUBE PD

220-240 V ~50/60 Hz

● Black ○ White

Material: Aluminium

Version	Prod. no.	Base	Watt	Dimensions
PD Black, single	1006431	1 x GU10	max. 10 W	Ø 7 cm; L: 12.5 cm Ceiling rosette: Ø 10 cm, H: 3 cm
PD White, single	1006432			
PD Black, double	1006433	2 x GU10	max. 10 W	Ø 7 cm; L: 12.5 cm Ceiling rosette: L: 25 cm, W: 10 cm, H: 3 cm
PD White, double	1006434			
PD Black, triple	1006435	3 x GU10	max. 10 W	Ø 7 cm; L: 12.5 cm Ceiling rosette: L: 35 cm, W: 10 cm, H: 3 cm
PD White, triple	1006436			
PD Black, quadruple	1006437	4 x GU10	max. 10 W	Ø 7 cm; L: 12.5 cm Ceiling rosette: Ø 25 cm, H: 3 cm
PD White, quadruple	1006438			



Product	Prod. no.
Decorative reflector	Chrome 1006449
	Gold 1006450
	Copper 1006451
	Black / Chrome 1007190

LED GU10 51 mm | 6 W | 38° **1005076**

2700 K | 450 lm | EEK=F
6 kWh/1000 h

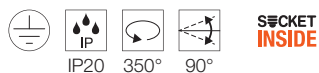




Decorative reflector in housing colour included. Further reflectors individually selectable.







ASTO TUBE WL & CL

220-240 V ~50/60 Hz

ASTO TUBE 1-PHASE

220-240 V ~50/60 Hz

● Black ○ White

Material: Aluminium

Version	Prod. no.	Base	Watt	Dimensions
WL	Black, single	1 x GU10	max. 10 W	Ø 7 cm; H: 15.5 cm
	White, single			
WL	Black, up / down	2 x GU10	max. 10 W	L: 20 cm, W: 7 cm, H: 9.5 cm
	White, up / down			
CL	Black, single	1 x GU10	max. 10 W	Ø 7 cm; H: 15.5 cm
	White, single			
1 PH	Black	1 x GU10	max. 10 W	Ø 7 cm; L: 12.5 cm, H: 10.7 cm
	White			



Product	Prod. no.		
Decorative reflector	Chrome	1006449	
	Gold	1006450	
	Copper	1006451	
	Black / Chrome	1007190	
LED GU10	51 mm 6 W 38°	1005076	2700 K 450 lm EEK=F 6 kWh/1000 h

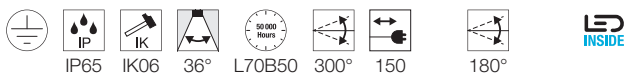


Decorative reflector in housing colour included. Further reflectors individually selectable.



SYNA

SYNA cuts a strong figure in any outdoor area. The ground spike lights can be flexibly positioned, quickly installed and firmly fixed in the ground. The IP65-protected outdoor spotlights can be pivoted and thus enable targeted illumination of plants, beds and garden areas.



SYNA GARDEN SP

220-240 V ~50/60 Hz | 250 mA
 Total wattage: 6 W
 IP44 safety plug

SYNA PLANT SP

220-240 V ~50/60 Hz | 250 mA
 Total wattage: 6 W
 IP44 safety plug

● Black

Material: Aluminium

Version	Prod. no.	Lumen	Kelvin	CRI	Dimensions
SP Black, SYNA GARDEN	1007147	540 lm	3000 K	80	Ø 6.3; L: 11.4 cm, H: 29.5 cm
Black, SYNA PLANT	1007146				Ø 6.5; L: 10.9 cm, H: 29.5 cm



CONCRETO

Pioneering light made of the trendy material concrete: CONCRETO also sets strong accents outdoors as a recessed and wall-mounted wall light. The unique design is robust and modern at the same time. In addition, the outdoor lights are protected against water jets from all directions thanks to their protection code IP65.



Wing optics



Cut optics



CONCRETO EL

100-240 V ~50/60 Hz | 700 mA
Total wattage: 3.2 W

CONCRETO M WL

220-240 V ~50/60 Hz | 700 mA
Total wattage: 8.5 W

CONCRETO L WL

220-240 V ~50/60 Hz | 700 mA
Total wattage: 12 W

● Grey

Material: Concrete

Version		Prod. no.	Lumen	Kelvin	CRI	Dimensions
EL	Grey, Wing	1006406	45 lm	3000 K	80	L: 10 cm, W: 6.5 cm, H: 10 cm
	Grey, Cut	1006407	15 lm			
WL	Grey, M	1006404	270 lm	3000 K	80	L: 25 cm, W: 8 cm, H: 15 cm
	Grey, L	1006405	470 lm			



Anti-fogging
thanks to integrated
mirror heating



TRUKKO

Bathroom lighting can be this functional: TRUKKO is a wall mirror and wall-mounted light at the same time. Thanks to the CCT selection between 3000 K, 4000 K or 6500 K, both evening make-up and morning shaving can be done in perfect light. And of course, with its protection code IP44, it is protected against splash water and condensation on all sides in wet rooms.



TRUKKO WL

220-240 V ~50/60 Hz | 24 V
Total wattage: 25 W

TRUKKO 80 WL

220-240 V ~50/60 Hz | 24 V
Total wattage: 23 W

● Black ○ Transparent

Material: Glass

Version	Prod. no.	Lumen	Kelvin	CRI	Dimensions
WL black, round	1007201	730 / 719 / 720 lm	3000 / 4000 / 6500 K	90	Ø 61 cm; D: 3.2 cm
WL black, 80, round	1007202	730 / 740 / 790 lm	3000 / 4000 / 6500 K	90	Ø 80 cm; D: 3.2 cm
WL Transparent, 80, round	1007200	1100 / 1130 / 1210 lm	3000 / 4000 / 6500 K	90	Ø 80 cm; D: 2.8 cm

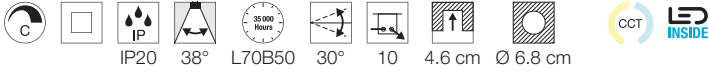
UNIVERSAL DOWNLIGHT

High-quality, modern, universally applicable:
With its colour temperature adjustable via CCT switch
(2700 / 3000 / 4000 / 6500 K), the UNIVERSAL
DOWNLIGHT offers a high degree of flexibility. The
quick connector makes installation a breeze.



New bezel finish
in Matt Gold





UNIVERSAL DOWNLIGHT

220-240 V ~50/60 Hz | 60/90 mA

Total wattage: 5/8 W

Material thickness of installation surface: max. 25 mm

● Black



Material: Steel

Version	Prod. no.	Lumen (5 W / 8 W)	Kelvin	CRI	Dimensions
DL	Black, Move	1007090	410 / 860 lm	2700 K	Ø: 8.5 cm, H: 6.1 cm
			430 / 610 lm	3000 K	
	Black	1007095	470 / 680 lm	4000 K	
			440 / 640 lm	6500 K	Ø: 8.5 cm, H: 4.6 cm

A bezel is not included in the scope of delivery as standard and must always be ordered separately.



● Black


○ White

● Chrome

● Polished Gold

● Matt Gold

Product	Prod. no.	Dimensions
Cover Move	Black, square	L: 8.8 cm, W: 8.8 cm, H: 0.35 cm
	White, square	
	Chrome, square	
	Gold glossy, square	
	Gold matt, square	Ø 8.8 cm; H: 0.35 cm
	Black, round	
	White, round	
	Chrome, round	
	Gold, round	
	Gold, matt, round	
Cover	Black, square	L: 8.8 cm, W: 8.8 cm, H: 0.35 cm
	White, square	
	Chrome, square	
	Gold glossy, square	
	Gold matt, square	Ø 8.8 cm; H: 0.35 cm
	Black, round	
	White, round	
	Chrome, round	
	Gold, round	
	Gold, matt, round	



DESIGN YOUR DOWNLIGHT

Unobtrusive and universally applicable: the UNIVERSAL DOWNLIGHT as a rigid and pivoting version are recessed lights that produce a targeted light with their narrow beam angle of 36 degrees. A wide range of colour temperature options (2700 / 3000 / 4000 / 6500 K) can be selected via the CCT switch before installation. Natural colour reproduction is achieved with a CRI of over 90. The Quick Connector Box ensures the downlight is quick and easy to install. Complement your universal downlight with the separately available bezel, available in black, white, chrome, polished gold and matt gold.

CHOOSE YOUR FAVOURITE ...

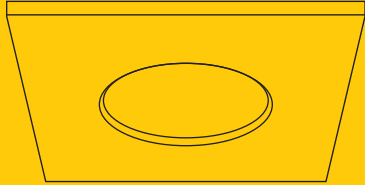
- 1 version (rigid, pivoting)
- 2 Cover (black, white, chrome, polished gold, matt gold)
- 3 Colour temperature (2700 K, 3000 K, 4000 K, 6500 K)
- 4 Total wattage (5 W, 8 W)



READY!


UNIVERSAL DOWNLIGHT

UNIVERSAL DOWNLIGHT




Available as rigid version

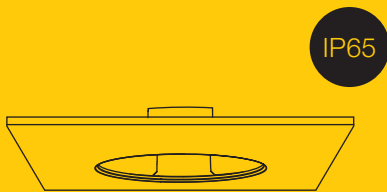
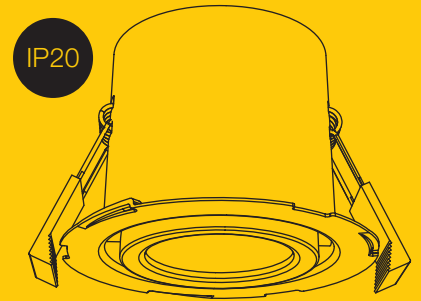
UNIVERSAL DOWNLIGHT MOVE



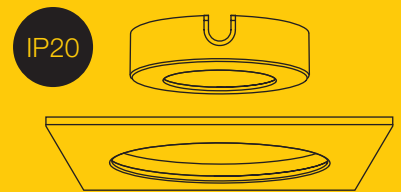
Available as a pivoting version



Easy installation by means of quick connector connection box



Replaceable bezel in square or round and in the colours black, white, chrome, polished gold or matt gold



2700 K 3000 K 4000 K 6500 K

Switchable colour temperature

2700 K 3000 K 4000 K 6500 K

Switchable total wattage
5 W / 8 W

High light quality and colour reproduction thanks to LED with CRI90

NEW ACCESSORIES

LED QPAR111

This lamp with a very long lifespan of 40,000 hours impresses with excellent glare reduction due to its large reflector surface. With its unique shape, it matches the SLV KALU light family in particular.



Suitable for the
SLV KALU
light family



Product		Prod. no.	Kelvin	Lumen	Lifetime	CRI	Wattage	IP	Dimensions	EEC
LED QPAR111 <i>GU10</i>	silver	1005297	2700 K	670 55°	L70B50 h 40,000	90	12	20	Ø: 11 cm, H: 7 cm	G
		1005298	3000 K							
		1005299	4000 K							

LED POWER SUPPLY

The TÜV certified LED 24 V power supply impresses with its good value for money. In addition, this accessory is phase dimmable and can be used variably for your lighting project.



LED POWER SUPPLY 25 W | 24 V

White

Material: Polycarbonate (PC)

Product		Prod. no.	Output from / to	Dimmable	IP	Dimensions
LED driver 25 W	white	1006336	9.6 W / 25 W	PHASE C, L	20	L: 12.8 cm, W: 5.2 cm, H: 3 cm

CONTROLLER

A controller for every application: With its four different device modes DIM, CCT, RGBW and RGB+CCT, it enables the control of light intensity, colour temperature and RGB colour of the connected LED lights.

Zigbee Green Power is supported.

This controller is ideally suited for the SLV GRAZIA light family.



CONTROLLER

White

Material: Polycarbonate (PC)

Product		Prod. no.	Output		IP	Dimensions
Controller 5-channel LED Strip CCT / RGB	white	1006348	24 V: 5 x 96 W	Zigbee	20	L: 14.5 cm, W: 4.65 cm, H: 1.6 cm

COLOUR EXPLANATION




Anthracite



Black



Grey



White



Chrome



Silver



Gold

EXPLANATION OF SYMBOLS



Dimmable with:

- **C** = Trailing-edge phase dimmer
- **SWITCH** = Switch / button or touch control on the light
- **DALI** = DALI bus system



Connected lighting:

Indicates smart products that use the DALI protocols



Protection classes:

- Protection class I / protective conductor
- Protection class II / protection by double or reinforced insulation



IP protection type:

Indicates the suitability of electrical equipment for different environmental conditions.



IK impact resistance level:

The IK impact resistance level is a measure of the resistance of housings for electrical equipment to mechanical stress, especially impact stress.



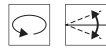
Half-diffusion angle:

Describes the beam angle in degrees. The smaller the angle, the more concentrated the light will be.



Unified Glare Rating:

The lower the UGR value, the lower the psychological glare.



Rotation and pivoting capacity in degrees:

- Rotation range
- Pivot range



· Power cable length in cm

· Supply cable length in cm (with open cable end)



Pendant cable length in cm



Through-wiring possible



CCTswitch:

By means of an integrated CCT switch, the light colour can be changed from 2700 K, 3000 K, 4000 K to 6500 K during installation.



· Products with integrated LEDs

· Products with lamp socket



Specification of the installation depth



Specification of the cut-out shape and the installation dimensions





✦ ASTO TUBE
38

A large part of the products shown in this brochure are protected by trademarks, registered designs, utility models or patents. Any violation of these property rights or the use of text and layout design or copyrighted images without our authorisation will be prosecuted. The illustrations and information contained in this brochure are for illustrative purposes only and are not legally binding in terms of colour, shape, design or technical details. Product descriptions and specifications are subject to correction and amendment.

All of the products in our range are subject to our strict quality assurance procedures and comply with generally applicable standards. This brochure contains a general range and is not country specific. Any deviations from country-specific guidelines must be clarified before ordering. SLV cannot be held responsible for any deviations in terms of technical standards. All weights and dimensions are given in kg and cm respectively unless stated otherwise. We reserve the right to make technical changes.

SLV is entitled to adjust the respective price list to changing market conditions, in the event of significant changes in procurement costs, changes in value added tax or procurement prices.

SLV GmbH | Daimlerstraße 21-23, 52531 Uebach-Palenberg, Germany, +49 (0) 2451 4833-333, info@slv.de
SLV Austria | +49 (2451) 4833 355, export@slv.de
SLV Belgium | Herentalsebaan 429, B-2160 Wommelgem, +32 (0) 3/385 30 08, info@slv.be
SLV Nordics | Flade Engvej 4, 9900 Frederikshavn, Denmark, +45 9310 7474, info@nordics.slv.com
SLV France | Zac du Martelet, 88, rue Henri Dépaigneux, F-69400 Limas, +33 4 74 02 71 20, infofr@slv.com
SLV LIGHTING UK LTD | Unit E Chiltern Park, Boscombe Road, Dunstable, LU5 5LT, +44 (0)203 968 11 00, sales@uk.slv.com
SLV Italia S.r.l. | Via Lecco, 19/D, 23896 Bevera di Sirtori (LC), +39 039 5983575, infoit@slv.com
SLV Nederland | Kazernestraat 19, 5928 NL Venlo, +31 773204343, info@slv.nl
SLV Norway AS | Vangsveien 10, 1814 Askim, +47 48225500, post@slvnorway.no
SLV Poland | ul. Poznańska 356, 05-850 Ożarów Maz., Polska, (0048 22) 722-49-75, slv@slv.pl
SLV Portugal | R. Margarida de Abreu, no13 – Lj2, 1900-314 Lisboa, +351 210 185 961, info@pt.slv.com
SLV Swiss SA | Route du Bey 6 Box 1-4, Z.I. La Jonnaire, CH-1847 Rennaz, +41 218113232, info@slv-swiss.ch
SLV d.o.o | Barjanska cesta 50, SI-1000 Ljubljana, +386 1 2009 730, info@slv.si
SLV Spain | Antic Cami Ral Valencia, 38, L17, 08860 Castelldefels, Barcelona, 931 168 161, info@slv.es
SLV Czech s.r.o. | V Sedlci 28/17, CZ-160 00 Praha 6, +420 739 282 151, info@cz.slv.com

slv.com